



# SONIC THERMO FACIAL BRUSH | 6 IN 1

Skin Scan & Personal Routine Guide

SmartSonic Pulsation Technology

Ultra Hygienic Deep Cleansing

Eye-Nose Area Targeted Design

Pore-Opening Deep Warming Technology

Youthful Glow Massage Technology

## Pro Level

Facial Cleansing  
Deep Warming  
Firming



**Create your personal Skincare Routine**

and Download our GESKE App



GESKE Beauty Tech GmbH  
Leipziger Platz 18  
10117 Berlin Germany  
info@geske.com, www.geske.com



## GOOD TO KNOW

**TIP 01**


Use the Pore-Opening Deep Warming Technology to ideally prep your skin for your cleansing sessions.


**TIP 02**


A pulse every 15 seconds indicates it is time to move on to the next area.


**TIP 03**


Clean your device with a GESKE device cleanser after every use.


 **Cleansing**  
Hygienic & Deep


 **On/Off**  
Press for 1-2 Seconds

 **Sonic Pulsations**  
18 Intensities



 **Targeted Design**  
Reach all Areas

 **Massage**  
Youthful Glow

 **Warming**  
Pore-Opening

## MASTER THE FIRST STEPS

Our Sonic Thermo Facial Brush | 6 in 1 provides an Ultra Hygienic Deep Cleansing perfect for your daily Skincare Routine. Say goodbye to the dirt, oil and makeup residue clogging your pores in just a few minutes.



### DEEP WARMING MASSAGE

#### PREPARE

Splash water on your face and apply a GESKE serum to your face or to the back of the brush. GESKE serums are designed to hydrate and nourish your skin.

#### POWER ON

Turn on the SmartSonic Pulsation Technology by holding the power button for 2 seconds. Select the desired intensity by using the plus and minus buttons. Next, press the sun icon to turn on the Pore-Opening Deep Warming Technology.

#### MESSAGE

Use the brush to massage the serum into your skin by rubbing the brush in gentle, small circular motions all over your face. Start from the cheek and go over your face, making sure to cover all areas. Do this till the serum is fully absorbed into the skin.

#### FINISH

Turn the device off by holding the power button for 2 seconds and rinse the device with water to clean it. Clean your device with a GESKE Device Cleanser after every use.



### FULL FACIAL CLEANSER

#### PREPARE

Splash water on your face and apply a GESKE cleanser to your face or to the brush. GESKE cleansers gently remove any impurities from deep within the pores.

#### POWER ON

Turn on the SmartSonic Pulsation Technology by holding the power button for 2 seconds. Select the desired intensity by using the plus and minus buttons.

#### CLEANSE

Guide the brush in gentle circular motions over your cheeks, nose and under-eye areas, forehead and chin, taking 15 seconds to cleanse each area. Pay attention to the hairline to thoroughly cleanse any dirt and sweat stuck there.

#### FINISH

Rinse your face and brush with water to remove any leftover cleanser and pat your face dry. Clean your device with a GESKE Device Cleanser after every use.

### Create your personal Skincare Routine

and Download our GESKE App



## IMPORTANT SAFETY INFORMATION. READ BEFORE USE.

Read the safety information before first use. Keep both instructions for use.

### Your product at a glance

Your product is a multi-functional facial brush. It is safe to be used up to 3 times a day, please do not use more frequently. For maximal safety and ideal results, always follow your personalized Skin Care Routine created by the GESKE App.

### Notes on Use

Before using the device for the first time, this Safety Information and the Product Manual must be read in their entirety. Please make sure to save a copy of both as they contain important information on safe use as well as on technical and legal information requirements. The device is a skincare product for adults and not a medical device or a product with medical or other healing properties. Use of the device should always include observance of the personalized application recommendations from the GESKE Beauty App. The device is rechargeable and allows for convenient and wireless operation. It must be fully charged before the first use. All you need is the included USB charging cable. The initial charge can take up to eight hours. The cable must dock with both magnetic contacts on the device's designated metal contact points. If the charging cable does not attach by itself, connect it to the power and wait. This reactivates the magnetic effect and the contacts connect automatically. Make sure that the magnetic contacts only connect to the contact points of the device and not to other metallic surfaces.

### Specifications

**Materials:** ABS, silicone, PC, aluminium alloy | **Storage temperature:** -5 - +60 °C/23 - 140 °F | **Battery:** Li-Ion 3.7 V | **Battery Capacity:** 800 mAh | **Maximum Charging Current:** 450 mA | **Charging Voltage:** 5V | **Charging Time:** approx. 4 hours | **Operating Time:** Operating time differs depending on activated technologies & intensities. | **Interface:** USB | **Programs:** Vibration: 12 intensities, Heating, Cooling, LED Light Technology: 8 colors

These symbols mean that the batteries and rechargeable batteries cannot be disposed of by you, the consumer, via household waste. Batteries and rechargeable batteries containing harmful substances are labelled with one of these symbols. The symbol consists of a crossed-out wheeled bin and the chemical symbol of the heavy metal which constitutes the main pollutant. In detail, the aforementioned symbols mean:

Pb = battery contains lead, Cd = battery contains cadmium, Hg = battery contains mercury

### The product is not suitable for use under the following conditions:

Do not use if you are known to be hypersensitive to heat (e.g. heat urticaria). If a feeling of (too) intense heat occurs during usage, it must be stopped immediately.

### Further information on use:

Do not use the product on irritated or injured skin or open wounds (after any kind of injury), in the case of bacterial or viral infections of the skin (either in the usage area and elsewhere). This product is not intended to treat medical skin conditions or diseases. If you have medical skin conditions or diseases, consult your dermatologist before using this product. Do not use the product if it is 1) untypically warm, 2) mechanically damaged or deformed, 3) discolored. If pain and/or discomfort occurs during use, discontinue use and seek medical advice. The eye area is very sensitive: Be extra careful in this area and avoid any contact of the product with the eyelids or the eye itself. Only use the product as recommended in your personalized routine. For hygiene reasons, we recommend you do not share your product with anyone else. The product is intended for cosmetic use on the face. GESKE assumes no liability for harmful consequences arising from the use on other body areas or other improper use, connection to unsuitable voltage sources, contaminated conducting liquid or balls. Always make sure the plug and socket are completely dry before charging. Otherwise, electric shocks, a short circuit or fire may result. The product must not be used while connected to the power outlet.

### Warnings

#### Risk of injury if used incorrectly!

Only use the product as described in the Quick Start Guide and video instructions. If you still have questions, please contact our customer support at support@geske.com.

#### Risk of injury due to fire/ignition!

Do not extinguish the product with water. Do not throw the product into fire.

#### Risk of injury due to defective batteries!

Improper handling of batteries can cause an uncontrolled exothermic reaction. In such a case, dispose of the entire product immediately and properly.

#### Risk of injury to children!

Keep the product out of the reach of children.

#### Risk of injury from electric shock!

Liquid can damage the charging circuit and endanger your health. Disconnect the product from the charging cable/circuit while cleaning.

#### Risk of damage from magnetic fields!

Magnetic fields can affect the mechanical and electronic components such as pacemakers, for example. Do not use the product directly over a pacemaker. Contact your treating physician for more information. Do not place cards with magnetic strips (e.g. credit cards) near the product, as the product's magnets may damage these.

#### Risk of damage due to changing surrounding temperatures!

Changing surrounding temperatures (e.g. after transport) may lead to the formation of condensation. In this case, do not operate the product until it has adjusted to the new surrounding temperature. Never expose your product to direct sunlight, extreme heat or boiling water.

#### Safe use up to a surrounding temperature of 50 °C/122 °F.

#### Risk of damage from charging too long!

Disconnect the charging cable from the circuit after each charging process.

#### Safe charging up to a surrounding temperature of 45 °C/113 °F.



**Information on device disposal and WEEE.** This electrical appliance was first released after August 13, 2005. In accordance with the European WEEE Directive and national regulations, the electrical appliances and electronic parts included in this delivery must not be disposed of via your household waste. At the end of the product life, they must be disposed of at a municipal collection point in order to ensure environmentally friendly disposal.

### Notes on batteries / rechargeable batteries

In the context of distributing batteries and rechargeable batteries, in accordance with European regulations we are obliged to inform you, the consumer, of the following: You are legally obliged to return batteries and rechargeable batteries. After use, you can return them to us, take them to a municipal collection point, or deliver them to a local dealer free of charge. Batteries and rechargeable batteries are labelled as follows:



These symbols mean that the batteries and rechargeable batteries cannot be disposed of by you, the consumer, via household waste. Batteries and rechargeable batteries containing harmful substances are labelled with one of these symbols. The symbol consists of a crossed-out wheeled bin and the chemical symbol of the heavy metal which constitutes the main pollutant. In detail, the aforementioned symbols mean:

Pb = battery contains lead, Cd = battery contains cadmium, Hg = battery contains mercury

### Notes on lithium batteries/rechargeable batteries

You can recognise lithium batteries and lithium rechargeable batteries through the chemical symbol „Li“. In addition to the information provided above, we would also like to point out the following: When disposing of lithium batteries or rechargeable batteries, either by returning them to us, taking them to a municipal collection point or handing them in to local retailers or public waste disposal companies, please ensure that they are completely discharged. We also request that you cover the contact surfaces on the battery marked „+“ and „-“ with adhesive tape to avoid the risk of fire.



GESKE Beauty Tech GmbH, Leipziger Platz 18, 10117 Berlin hereby declares that all electronic devices conform with the relevant conditions of the applicable European Directives 2014/30/EU and 2011/65/EU.

### Limitation of liability

GESKE Beauty Tech GmbH and/or their retailers are liable for damages caused by intentional or grossly negligent behaviour of GESKE Beauty Tech GmbH, a representative or vicarious agent, in accordance with legal directives. With the exception of injury to life, limb or health, and breach of essential contractual obligations (cardinal obligations), GESKE Beauty Tech GmbH and/or their retailers are only liable for damages which can be attributed to intentional or grossly negligent behaviour. This also applies to indirect damages, in particular lost profits. Moreover, liability with regard to consumers due to an assumed guarantee, except in the case of intentional or grossly negligent behaviour, or where there is an injury to life, limb or health and a breach of essential contractual obligations (cardinal obligations) is limited to the typical, foreseeable damages on conclusion of the contract, and also to the level of the average damages typical for this contract. This also applies to indirect damages, in particular lost profits. With regard to companies, except in the case of injury to life, limb or health or intentional or grossly negligent behaviour by GESKE Beauty Tech GmbH, and/or its retailers liability is limited to the typical, foreseeable damages on conclusion of the contract, and also to the level of the average damages typical for this contract. This also applies to indirect damages, in particular lost profits. No liability will be accepted for damages due to: Non-compliance with this manual/Improper use/Unauthorised alterations/ Technical modifications/Use of unapproved spare parts/Use of unapproved accessories Claims for liability due to the German product liability legislation remain unaffected.